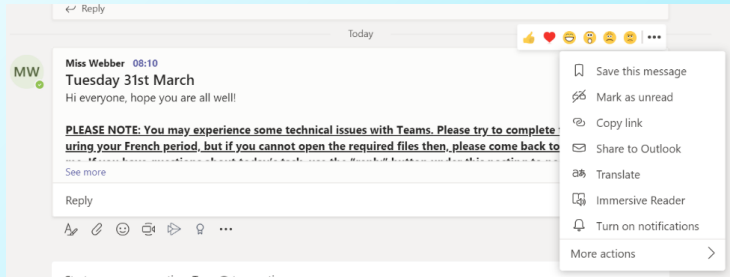


Learning at Home & Dyslexia

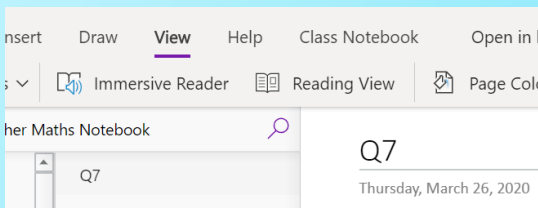
Reading posts on Microsoft Teams



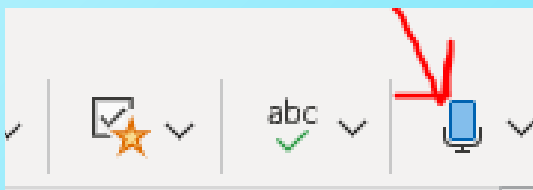
'Immersive reader' allows you to hear posts read aloud, change font size and line spacing and change background colour to suit.

Hover over a post and a menu appears. Click the three dots for more actions and you will see this drop down menu; select immersive reader.

Using Class Notebook

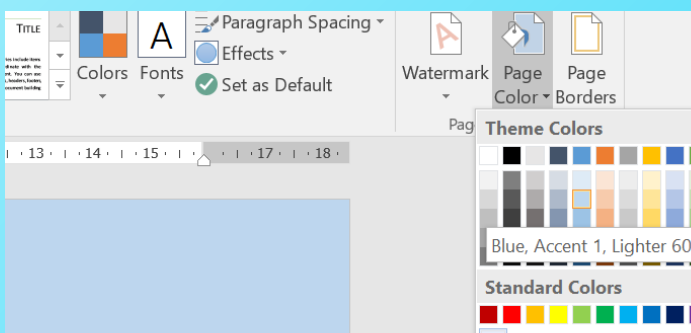


Class Notebook also has **immersive reader**; use the 'View' menu to select.



There is also a **speech to text** tool to support writing. Click the blue microphone icon and select your language. When you open a page on your notebook you can dictate your header and what you want to write about.

Creating Word documents



You can change the background colour of a word document to suit your preferred colour.

Go to '**Design**' on the menu bar and at the far right hand side select '**page colour**'

Also consider selecting a dyslexia friendly **font** such as Arial or Comic Sans, and **line spacing** under the '**Home**' menu.